



HATHOR DEEP

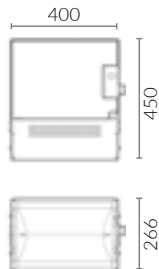
892P
893P

891
892L
893L

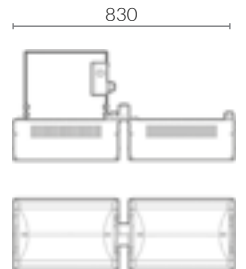


MADE IN ITALY

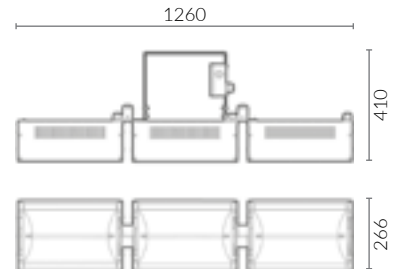
891



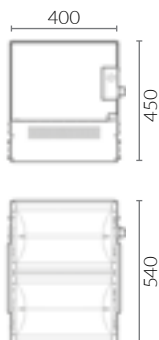
892L



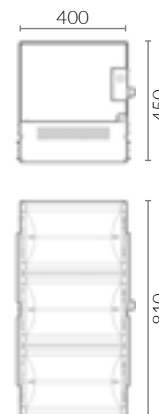
893L



892P



893P



HATHOR DEEP is the most powerful range of heating lamps available.

The new special HATHOR DEEP line is designed to get to heat even in situations where the great distance would make any other model on the market ineffective.

The DEEP series overcomes the power challenge and provides unmatched irradiance performance, allowing lamps to be positioned at hitherto prohibitive distances.

HATHOR DEEP is the first fully modular shortwave heater, being able to be configured in as many as 5 version, 6 KW- both horizontally and vertically.



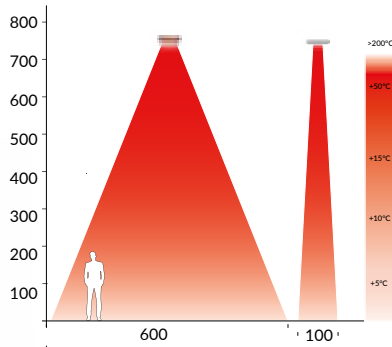
THREE-PHASE



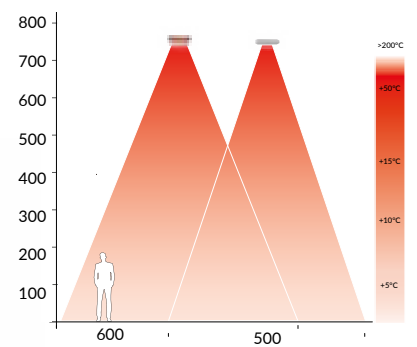
THREE-PHASE



Lamp in the **STANDARD** position (inside the dish)
 - Higher temperature
 - More concentrated heat beam



Lamp in the **DISASSESSED** position (inside the dish)
 - Lower temperature
 - More diffuse heat beam



TECHNICAL FEATURES

Dimensions
 Weight
 Power supply

Lamp type
 Emission spectrum

Accessory

Power

Coverage*

Color

Metel

LAMP REPLACEMENT

891

400x450x266 mm

2,5 kg

220-240V

50-60Hz

Single-phase

Gold

IR-A

wall bracket

2000W

6 m²

Aluminum

MOE891

004722

892L

830x410x266 mm

3,93 kg

220-240V

50-60Hz

Single-phase

Gold

IR-A

wall bracket

4000W 9

m²

Aluminum

MOE892L

004722

893L

1260x410x266 mm

5,6 kg

380-415V

50-60Hz

Three-phase

Gold

IR-A

wall bracket

6000W

12 m²

Aluminum

MOE893L

004722

892P

400x450x540 mm

4,22 kg

220-240V

50-60Hz

Single-phase

Gold

IR-A

wall bracket

4000W

12 m²

Aluminum

MOE892P

004722

893P

400x450x810 mm

6,0 kg

380-415V

50-60Hz

Three-phase

Gold

IR-A

wall bracket

6000W

18 m²

Aluminum

MOE893P

004722

*cover refers to the product with the lamp mounted in the **STANDARD** position (as shown in the heat graphs)

WALL MOUNTING
 BRACKETS INCLUDED

IP55

