

Description and application


Intake and exhaust floor grille used in installation low and medium pressure. It is designed for mounting in the floor as the end of the ventilation system in the mounting hole properly prepared. The grille is resistant to extreme forces. Optionally, is possible to make the grille with the outer frame for installation in the floor. On request, the grille can be equipped with a damper for regulating air GP or directing air flow stream GW. Floor grille can also be supplied with plenum box leveling air speed and to allow equal air flow of the air stream.

Grilles have Hygienic Certificate


Material and workmanship

The frame and grid grille are made of stainless steel 1.4301. We can make grille in the frame with eversion or without eversion according to the schemes shown on p1 i 2. Grille can be powder coated in a selected color from the RAL palette. Manufacturers reserve the right to make technical changes adapted to the conditions of mounting grille or its dimensions (agreed with the client). Damper and plenum box in standard are made of galvanized steel. The manufacturer reserves the right to make technological changes.

KPWP-1z - in frame with eversion



KPWP-1k - in the frame of an angle bar

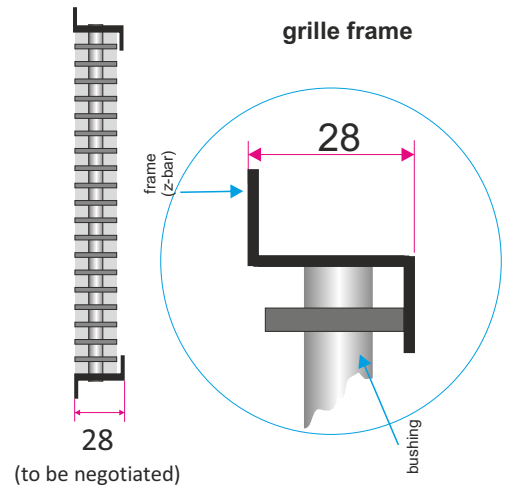



L₁ - the width of support for grille
(Please specify this information
when placing an order)

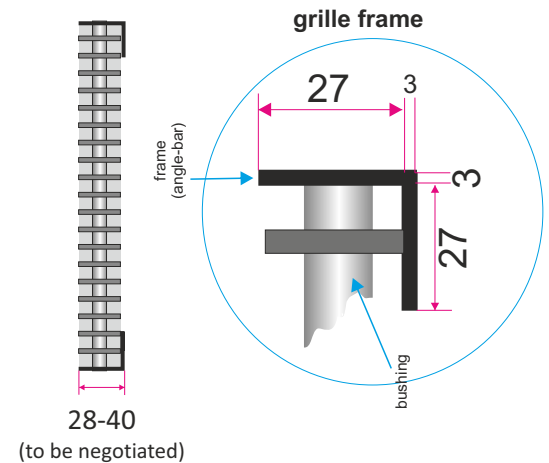

Size

Grilles are manufactured on order. Grilles dimension specified by the customer, fitted to the mounting hole LxH.

KPWP-1 in frame with eversion



KPWP-1 in the frame of an angle bar



Effective area air flow (example sizes)

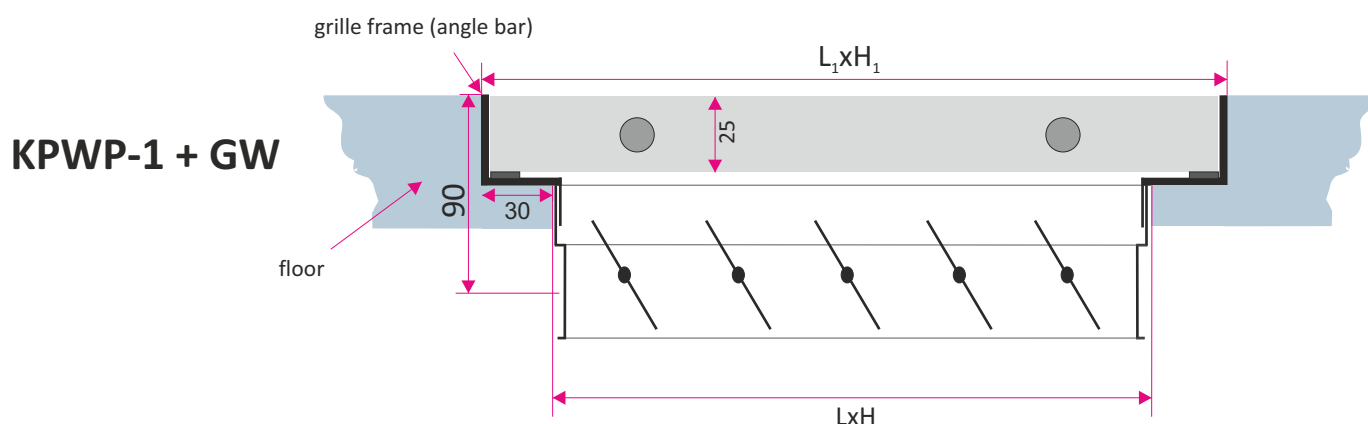
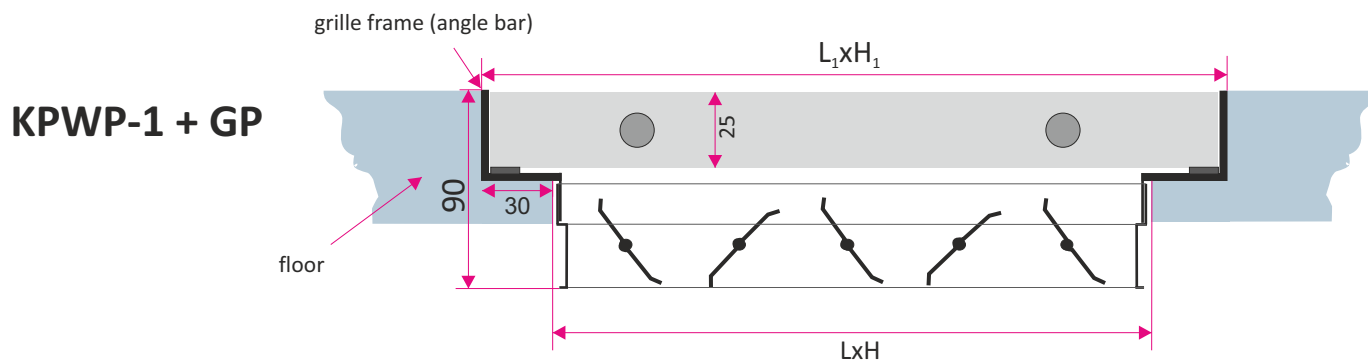
Grilles are made to order, according to measures LxH. The dimensions in the table are only used for determining the grille effective area.

H \ L	125	225	325	425	525	625	825	1025	1225
mm	Aef (m ²) effective area								
125			0,0303	0,0404	0,0505	0,0593	0,0796	0,0985	0,1187
225		0,0353	0,0530	0,0707	0,0884	0,1039	0,1393	0,1724	0,2078
325	0,0251	0,0504	0,0757	0,1010	0,1263	0,1483	0,1989	0,2463	0,2969
425	0,0331	0,0664	0,0997	0,1330	0,1663	0,1954	0,2619	0,3243	0,3909
525	0,0406	0,0815	0,1224	0,1633	0,2042	0,2398	0,3217	0,3982	0,4800
625	0,0486	0,0975	0,1464	0,1953	0,2442	0,2868	0,3846	0,4762	0,5740

LxH - size of ventilation duct (width x height)

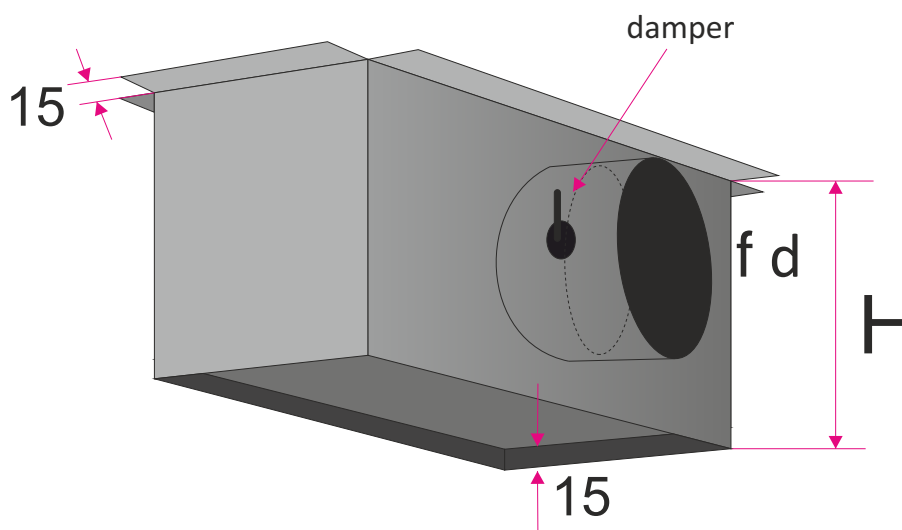
Accessories- dampers

Grille KPWP-1 can also be equipped with a damper, positioned directly behind the grille blades. In this type of grille, damper regulation is possible from the front side of grille, without the need for disassembly (between the blades). Below there are the types of dampers used for the ventilation grilles.



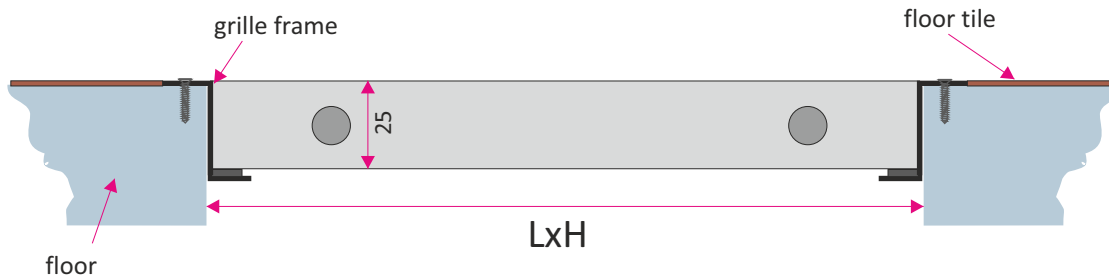
Accessories- plenum box

Floor grilles can be equipped with plenum box. Boxes in standard are made of galvanized steel (possibility of making boxes according to the individual needs of the customer).

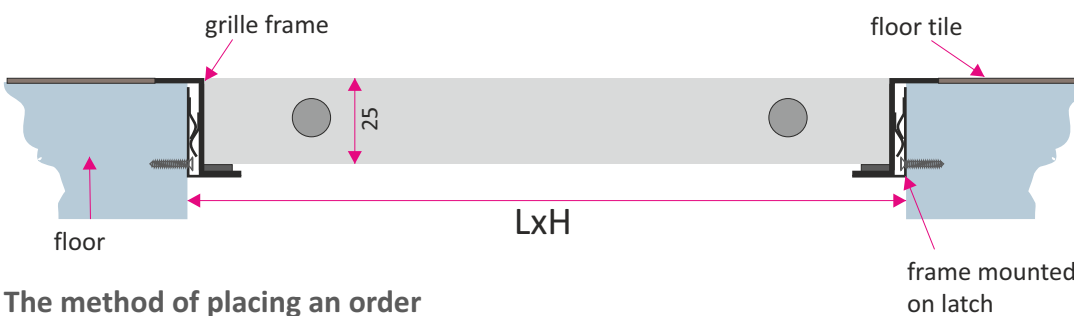


Methods of mounting

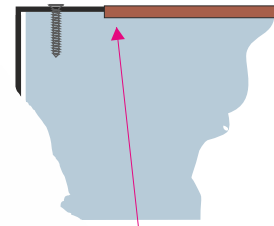
KPWP-1 in the frame with eversion - mounting screws in the grille frame (W1)



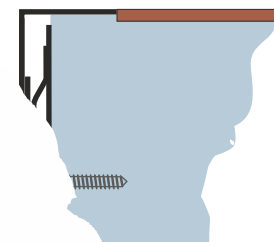
KPWP-1 in the frame with eversion - mounting invisible on latch (W2)



detail



suggesting solution



The method of placing an order

Please make orders according to the following formula:

KPWP-1/ 'R' / 'G' / 'LxH' / 'RAL' / 'W' + 'SR' / 'I' / 'P' / 'K' / 'H'

'R'	- kind of frame z - frame of stainless steel profile (Z) k - frame with stainless steel angle (K)
'G'	- damper type: none - grille without damper * GP - opposed blade damper GW - parallel blade damper
'LxH'	- mounting hole size (width x height) in mm
'L1'	- width of support for grille (especially in case of the grilles in the frame of the angle bar)
'RAL'	- standard without varnishing or grille color according to RAL palette
'W'	- mounting option W1 - visible assembly through screws in holes in grille front frame * W2 - invisible mounting using latch springs and additional mounting frame
'SR'	plenum box: SR-Gc - plenum box with top spigot connection (lower) SR-Bc - plenum box with side spigot connection
'I'	isolation: none - plenum box without isolation* Iz - outside isolation (thermal) Iw - inside isolation (acoustic)
'P'	adjustment damper at spigot connection: none - no damper* P - damper on spigot connection adjustable from the outside PP - damper on spigot connection adjustable from the inside
'K'	diameter spigot connection in size mm
'H'	the height of the plenum box in mm*

* - If you don't give the information will be used standard parameters.