

## Description and application:

Ceiling diffusers are designed for gravity ventilation, low and medium pressure ventilation and air conditioning systems. They are mounted on rectangular and round ventilation ducts, plenum boxes and suspended ceilings. Thanks to its construction, viral outflow and high air induction diffusers provide rapid reduction of the temperature and air flow.

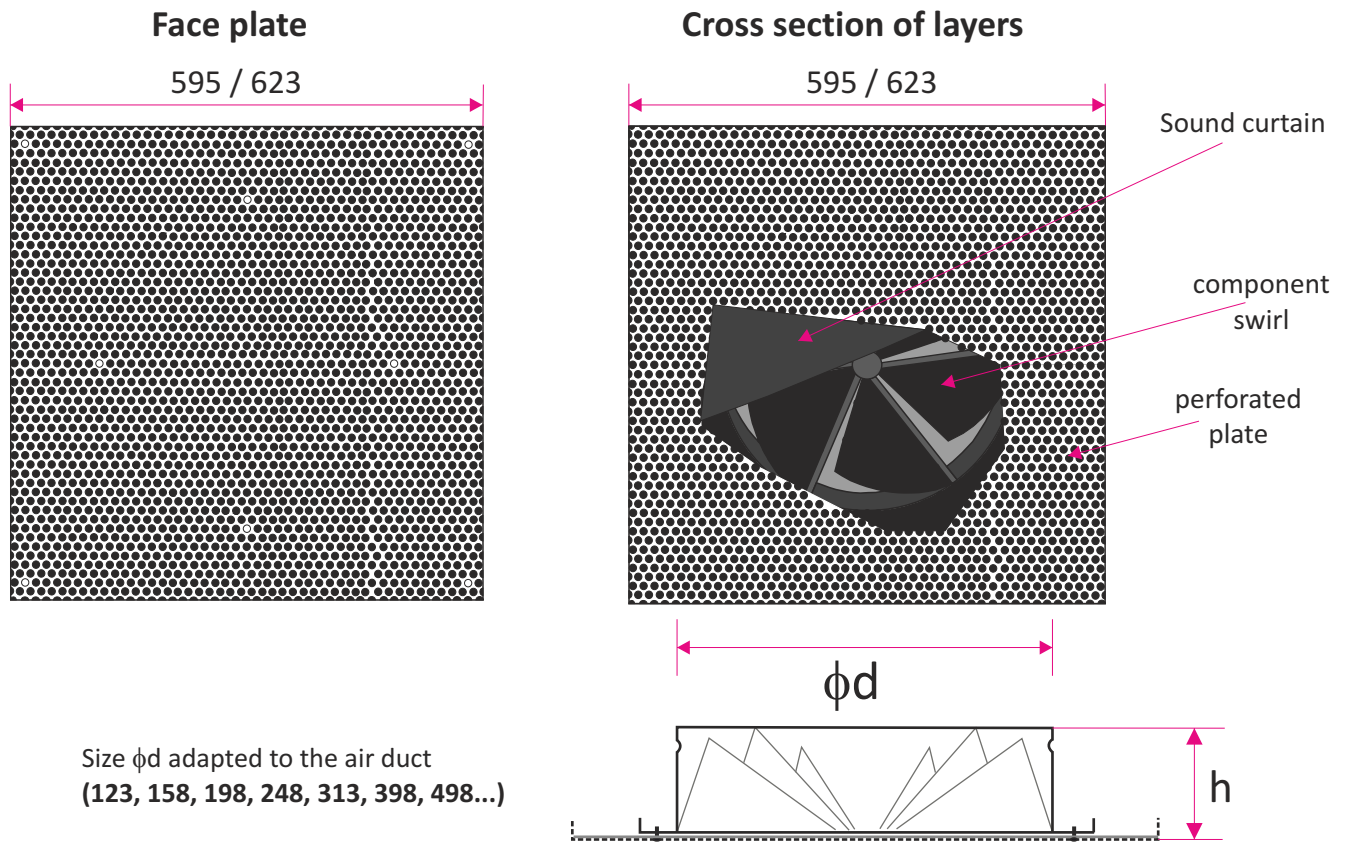
Diffusers have Hygienic Certificate HK/K/0522/01/2016

## Material and workmanship:

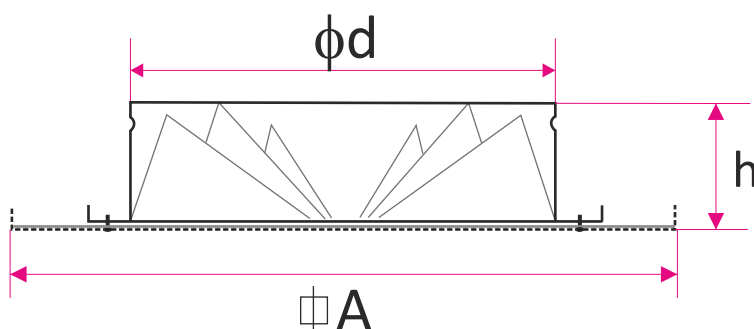
Diffusers have a perforated plate made of galvanized steel powder-coated standard in RAL colour 9010, adapted to the system suspended ceiling, veil soundproof on the inside and swirl element NWO with fixed adjustable blades, made of powder coated galvanized steel in RAL colour 9005.

## Size:

The diffusers are manufactured on order. Diffuser dimension given by the customer.



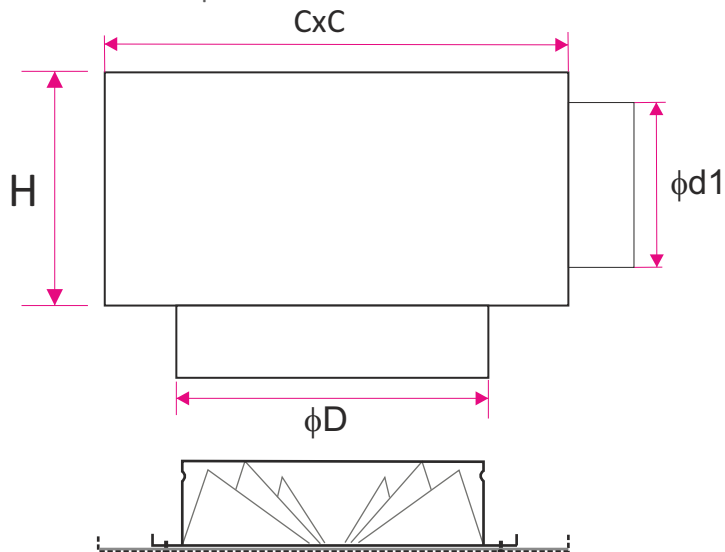
## Size



Size	φd	A	h	A <sub>ef</sub> [m <sup>2</sup> ]
125	123	595/623	100	0,004
160	158	595/623	100	0,006
200	198	595/623	100	0,009
250	248	595/623	100	0,015
315	313	595/623	100	0,027
400	398	595/623	100	0,036
500	498	595/623	100	0,045

## Accessories- plenum box

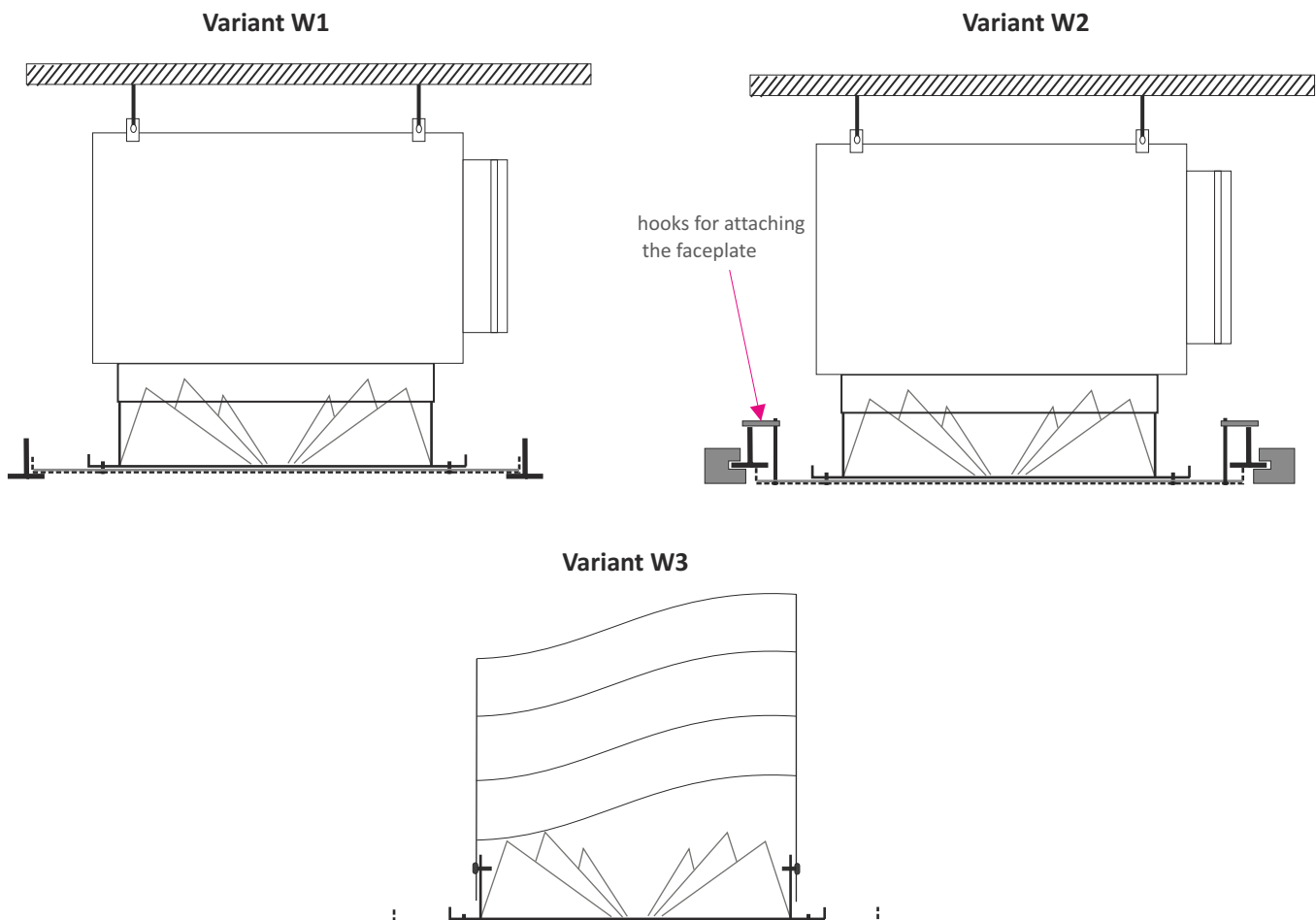
Plenum box is made of galvanized steel. On request it can be equipped with a damper control onto the connected spigot. The plenum box is isolated inside with rubber (acoustic) or outside with mineral wool (thermal). The plenum box can also include a measurement tip.



Size	CxC	H	φd1	φD
125	185	156	98	125
160	220	180	123	160
200	260	215	158	200
250	310	255	198	250
315	375	305	248	315
400	460	361	313	400
500	560	380	313	500

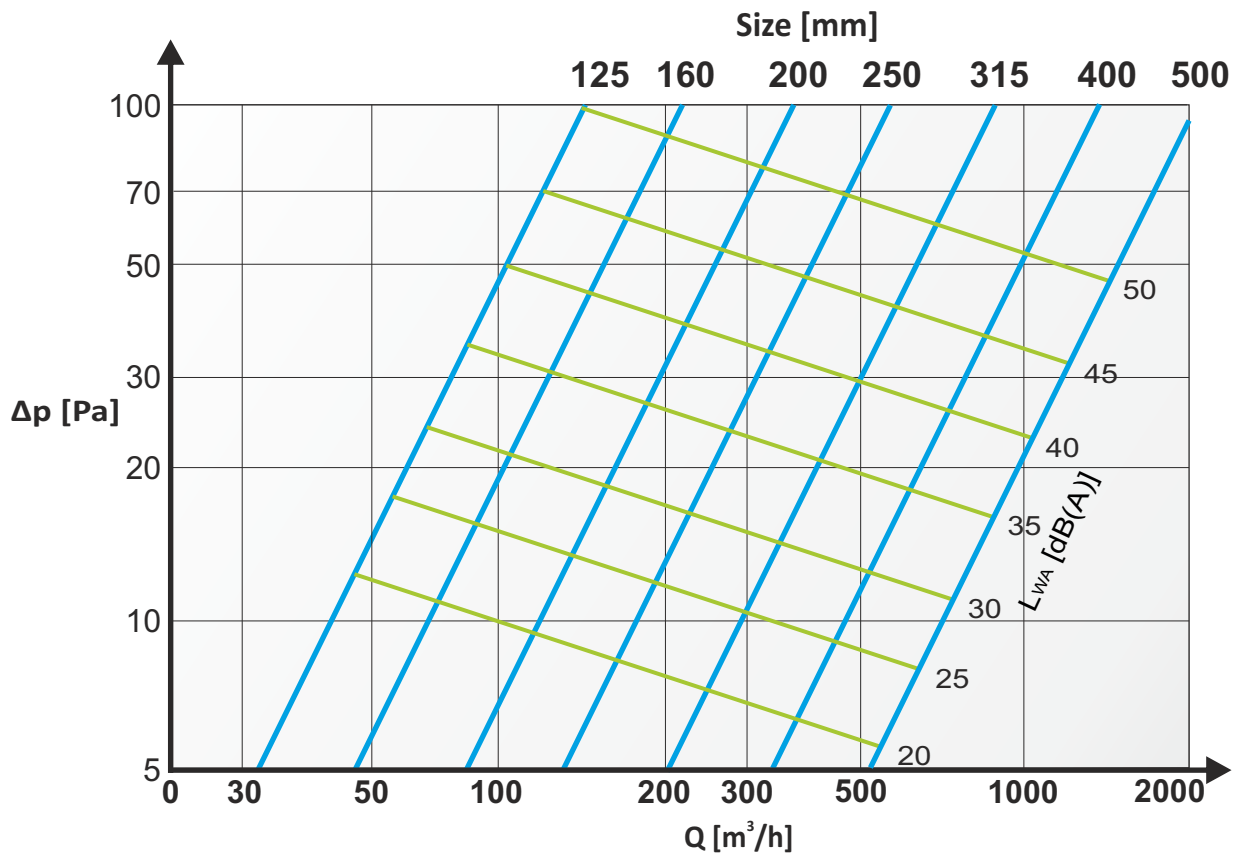
## Methods of mounting

Diffusers normally used for place them on T-bar (W1). In the case of suspended ceilings with hidden T-bars, perforated plate is equipped with hooks for attaching the faceplate (W2). Diffusers without plenum box are connected to the duct with screws on the construction (W3).



## Technical data:

Pressure drop ( $\Delta p$ ) and acoustic power ( $L_{WA}$ ) depending on the air volume flow ( $Q$ ) and the type of diffuser.

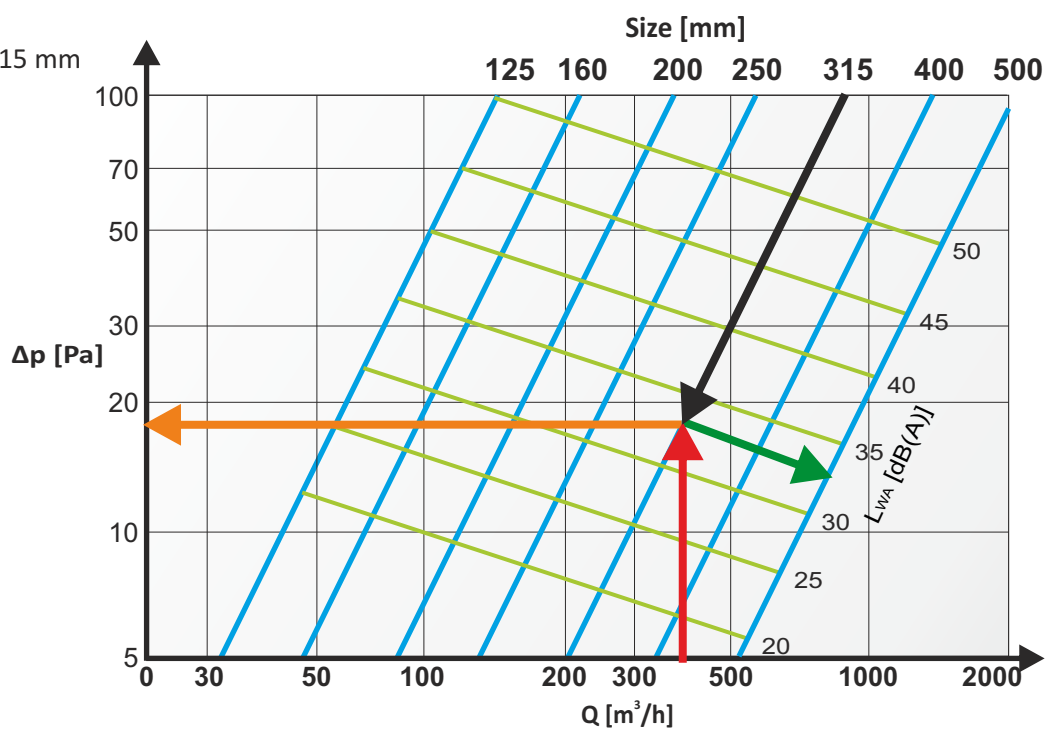


### EXAMPLE

- air volume flow  $Q=400$  m<sup>3</sup>/h
- diameter of the diffuser  $\phi D=315$  mm

### Reading from the graph:

- pressure drop  $\Delta p=18$  Pa
- acoustic power  $L_{WA}<35$  dB



## The method of placing an order

---

Please make orders according to the following formula:

**NWE-1 / 'A' / 'd' / 'RAL' / 'M' / 'W' + 'SR' / 'I' / 'P' / 'K' / 'H'**

'A'	the size of the perforated plate 595x595, 623x623...
'd'	the size of the element: 125, 160, 200, 250, 315, 400, 500
'RAL'	color of the perforated plate according to RAL palette (standard RAL9010*)
'M'	material: <b>ST</b> - powder coated steel*
'W'	mounting option: <b>W1</b> - invisible assembly on the construction of a suspended ceiling <b>W2</b> - invisible assembly in the construction of a suspended ceiling with additional hooks to point to the faceplate <b>W3</b> - invisible assembly directly to the ventilation duct
'SR'	plenum box: <b>SR-Bc</b> - plenum box with side spigot connection <b>SR-Gc</b> - plenum box with top spigot connection
'I'	isolation: <b>none</b> - plenum box without isolation * <b>lw</b> - inside isolation (acoustic) <b>lz</b> - outside isolation (thermal)
'P'	adjustment damper at spigot connection: <b>none</b> - plenum box without damper* <b>P</b> - damper on spigot connection adjustable from the outside <b>PP</b> - damper on spigot connection adjustable from the inside
'K'	diameter spigot connection in size mm
'H'	the height of the plenum box *

\* - If you don't give the information will be used standard parameters.